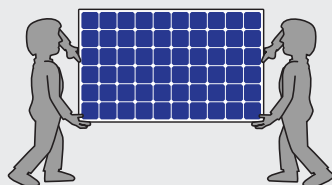


MISSION SOLAR RECEIVING AND UNPACKING INSTRUCTIONS

GENERAL INFORMATION

- Inspect the pallet upon receipt.
- Only use forklifts with long forks (at least 72 inches) while handling the module pallet.
- Do not carry the module above the head.
- Do not drop or place objects on the modules.
- Do not place excessive loads on the module or twist the module frame.
- Do not carry the modules by their wires or junction box.
- Avoid allowing the module's back sheet to come in contact with sharp objects, as scratches may directly affect product safety.
- Keep all electrical contacts clean and dry.
- Store modules in a dry environment to avoid contact with moisture.

UNPACKING INSTRUCTIONS



Use two people when unpacking Mission Solar Energy modules.

- ① Cut the outer straps.

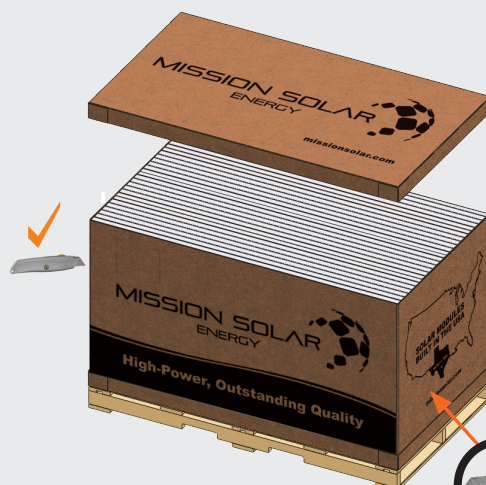


- ② Remove the pallet lid.

- ③ Cut the sleeve on the long side of the pallet to remove it

* Always avoid scratching the modules when using cutting tools.

* Do not cut on the short side.

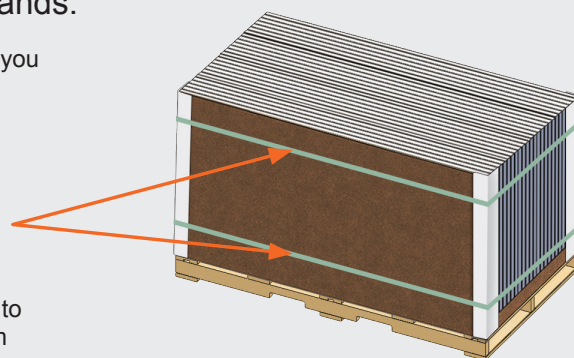


- ④ Remove the modules one at a time by sliding them up with both hands.

* Repeat the process until you have four modules left.

- ⑤ Hold the remaining modules and cut the inner straps.

* If necessary use a stand to prevent the modules from falling over.



- ⑥ Lay the remaining modules down on the pallet with the glass side facing upward.

