

540-560W

Class leading power output

Positive Power
Tolerance

0 to +3%



Solar Built for the Long Haul

Mission Solar Energy is headquartered in San Antonio, Texas. This product is tailored for commercial and utility applications. Every Mission Solar Energy solar module is certified and surpasses industry standard regulations, providing excellent performance over the long term. Mission Solar Energy is a proud member of the OCI family of companies.

America's Module Company®

- ▶ **Fair Trade Practices**
 - Free of forced labor at all stages of the supply chain
 - Not subject to AD/CVD tariffs or investigations
- ▶ **Certified Reliability**
 - Tested to UL 61730
 - PID resistant
- ▶ **Advanced Technology**
 - Half-cut cell with 10 busbar
 - Passivated Emitter Rear contact
 - Engineered for residential and commercial applications
- ▶ **Extreme Weather Resilience**
 - Up to 5,400 Pa front load & 2,400 Pa back load
 - Tested load to UL 61730
 - Hail tests results exceed 25mm at 23 m/s

CERTIFICATIONS

FRAME-TO-FRAME WARRANTY

Degradation guaranteed not to exceed 2% in year 1 and 0.45% annually from years 2 to 30, with 84.95% guaranteed in year 30; 12-year product warranty and 30-year warranty power output.

For more information, visit www.missionsolar.com/warranty



UL 61730

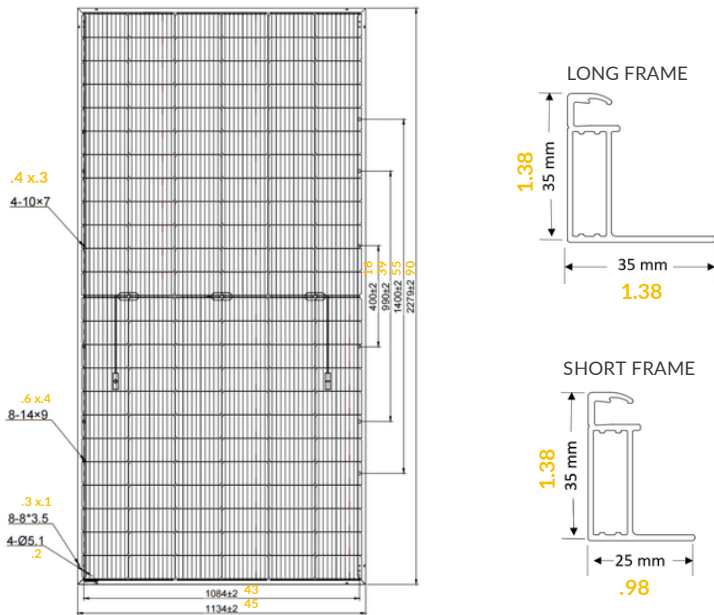
If you have questions or concerns about certification of our products in your area, please contact Mission Solar Energy.

ELECTRICAL SPECIFICATION

PRODUCT TYPE	MSH10-xxxHT4T (xxx = P _{max})				
Power Output	P _{max}	W _p	545	550	555
Module Efficiency	%		21.1	21.3	21.5
Tolerance	%		0/+3	0/+3	0/+3
Short Circuit Current	I _{sc}	A	13.95	14	14.07
Open Circuit Voltage	V _{oc}	V	49.65	49.8	49.95
Rated Current	I _{mp}	A	13.05	13.12	13.2
Rated Voltage	V _{mp}	V	41.8	41.95	42.1
Fuse Rating	A		25	25	25
System Voltage	V		1,500	1,500	1,500

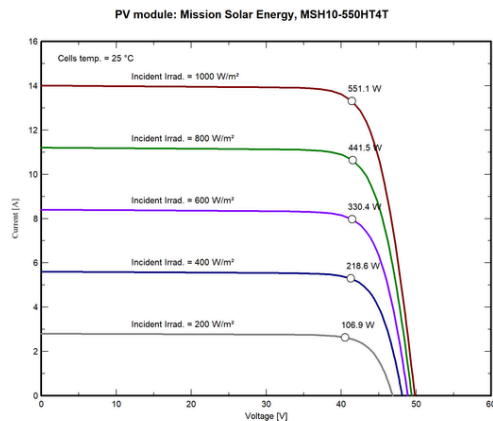
BASIC DIMENSIONS

[UNITS: MM/IN]



CURRENT-VOLTAGE CURVE

MSH10-550HT4T: 550W, 144 CELL SOLAR MODULE



ELECTRICAL SPECIFICATION (BACKSIDE)

Power Output	P _{max}	W _p	405	409	413
Short Circuit Current	I _{sc}	A	11.26	11.3	11.36
Open Circuit Voltage	V _{oc}	V	47.06	47.2	47.34
Rated Current	I _{mp}	A	10.22	10.29	10.35
Rated Voltage	V _{mp}	V	39.62	39.76	39.9

TEMPERATURE COEFFICIENTS

Nominal Module Operating Temperature (NMOT)	45°C (±2°C)
Temperature Coefficient of P _{max}	-0.326%/°C
Temperature Coefficient of V _{oc}	-0.258%/°C
Temperature Coefficient of I _{sc}	0.051%/°C

OPERATING CONDITIONS

Maximum System Voltage	1,500 Vdc
Operating Temperature Range	-40°F to 185°F (-40°C to +85°C)
Maximum Series Fuse Rating	25A
Fire Safety Classification	Type 1
Front & Back Load (UL Standard)	Up to 5,400 Pa front and 2,400 Pa back load.

MECHANICAL DATA

Solar Cells	P-PERC Monocrystalline
Cell Orientation	144 cells
Module Dimension	2279 mm x 1134 mm x 35 mm
Weight	60.6 lbs. (27.5 kg)
Front Glass	3.2 mm High Transmission Tempered Glass
Frame	Anodized Aluminum Alloy
Encapsulant	Ethylene Vinyl Acetate (EVA)
Junction Box	IP 68 Rated
Cable	400mm or 1200mm, Wire 4 mm ² (12AWG)
Connector	MC4 EV02 / MC4

SHIPPING INFORMATION

Truck Load	Ship To	Pallets	Modules	610W Bin
53'	Most States	20	620	341 kW
Double Stack: (Horizontal Orientation): 31 modules per pallet				

PALLET [31 MODULES]

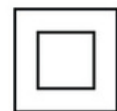
Weight	Height	Width	Length
1969 lbs. (893 kg)	49 in (1243 mm)	45 in (1145 mm)	91 in (2304 mm)

CERTIFICATIONS AND TESTS

CEC



UL 61730



Mission Solar Energy

8303 S. New Braunfels Ave., San Antonio, Texas
78235 www.missionsolar.com | info@missionsolar.com

Mission Solar Energy reserves the right to make specification changes without notice.

C-MKTG-0051 VERSION: 2 VERSION DATE: 5/8/2026

www.missionsolar.com | info@missionsolar.com